

Key Findings

Between January and December 2015, school children aged 12 to 16 in Glasgow and Edinburgh took part in the UPYC survey. The survey asked young people (YP) about their everyday lives and experiences of being a victim of crime and being involved in crime. This booklet presents some of the findings from the study.

841 pupils took part from 10 schools in Glasgow and 445 pupils took part from 6 schools in Edinburgh.

Personal and social wellbeing

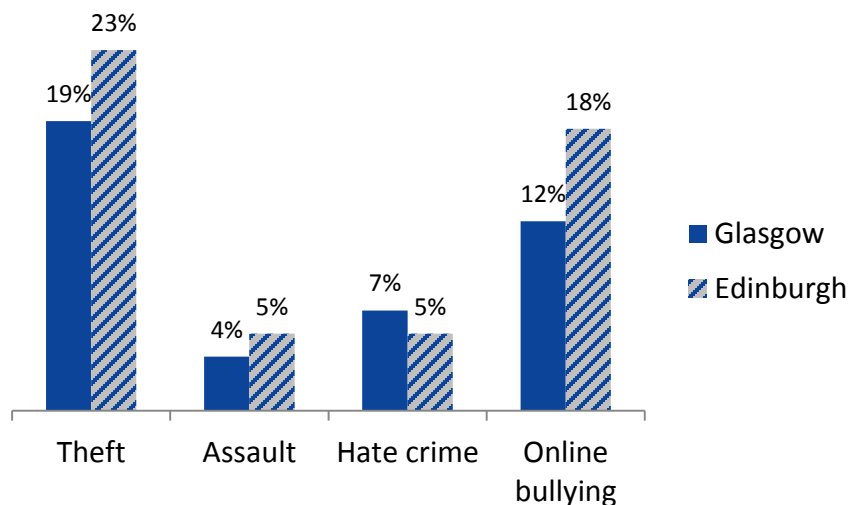
Experience of being a victim of crime or misbehaviour

Figure 1 shows that:

- Around one in five YP in Glasgow and one in four YP in Edinburgh had something stolen from them in the last year.
- 4% of YP in the cities had been assaulted in the last year and 6% of YP had been threatened with or experienced violence because of their religion, language, skin colour or background (hate crime).
- 12% of YP in Glasgow and 18% of YP in Edinburgh had experienced online bullying in the past year.

Girls were more likely to have experienced online bullying than boys (18% of girls versus 11% of boys).

Figure 1: YP's experience of crime



Wellbeing

- Out of every ten pupils, six said they had been either happy or very happy most of the time in the last six months, three had experienced ups and downs, and one said they had been either unhappy or very unhappy.



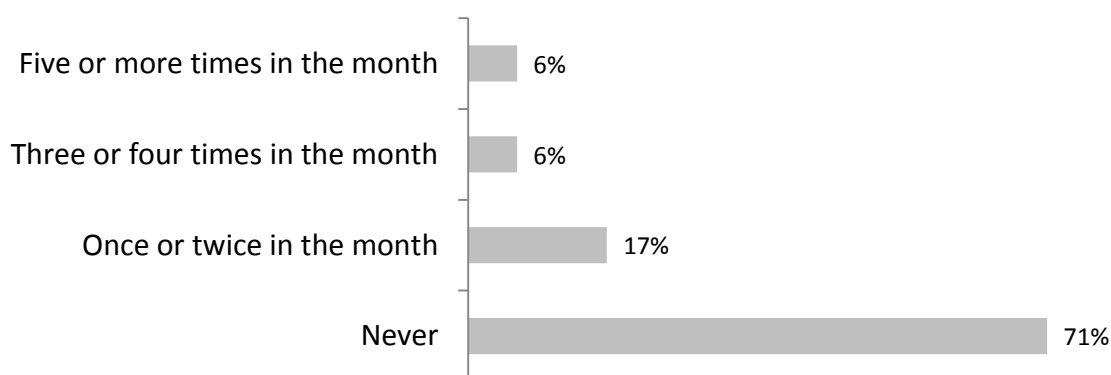
- Girls were more likely than boys to say they had been unhappy (12% of girls versus 7% of boys), and YP in S2 were more likely to report being happy than YP in S3 and S4 (69% of S2 pupils versus 56% of S3/4 pupils).
- Many pupils had experienced difficult events in their lifetime. Just under half of YP (46%) surveyed had experienced the serious illness of someone close to them, 16% of YP had seen serious conflicts between their parents, 11% had witnessed violence between their parents and 12% had a parent with alcohol or drug problems.

Alcohol use

- Just over a third of YP (35%) had drunk alcohol in the last month: 40% of girls and 30% of boys. Not surprisingly, alcohol use increased with age: 21% of YP in S2 had drunk alcohol in the last month compared with 36% of S3 pupils and 49% of S4 pupils.
- YP were then asked how many times they had had five or more drinks on *one* occasion in the last month, that is, how many times had they been binge drinking. Figure 2 shows that 6% of pupils had been binge drinking five or more times in the last month (more than once a week).



Figure 2: How many times had YP been binge drinking in the last month?



- Older pupils were more likely to have been binge drinking: 16% of S2 pupils, 26% of S3 pupils, and 40% of S4 pupils. Levels of alcohol use and binge drinking were very similar among Glasgow and Edinburgh pupils.

Citizenship

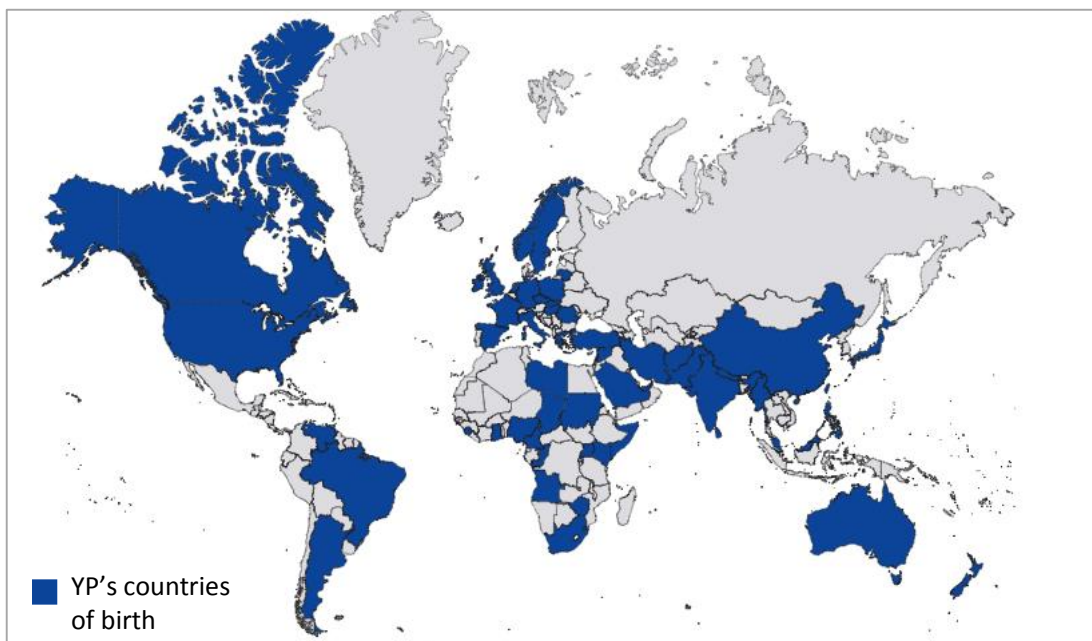
Safety in neighbourhood

- Around three quarters of YP thought that many of their neighbours knew them (77%) and that people were willing to help their neighbours (75%).
- About a quarter of YP thought there was a lot of crime in their neighbourhood (26%).
- Boys were more likely to report there was a lot of crime in their neighbourhood than girls (29% of boys versus 23% of girls).



Recognising and valuing diversity

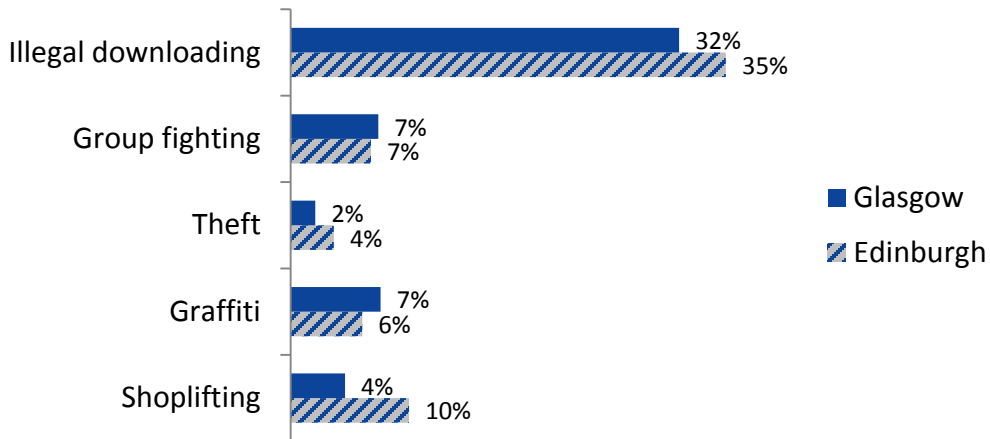
- YP who took part in the study represented a broad range of nationalities – although most children were born in Scotland (82%), the remainder were born in 59 different countries from around the globe (see map).
- 71% of YP's mothers and 66% of YP's fathers were born in Scotland.



Involvement in crime

- Half of the YP (50%) surveyed had never taken part in a crime. When we excluded illegally downloading music or films from the internet, this figure rose to 75%.
- Around one in ten (9%) YP had committed two or more offences in the last year (not including illegal downloads). Figure 3 presents the percentage of YP in Glasgow and Edinburgh who reported carrying out different types of offending in the last year.

Figure 3: Offending in the last year



Relationships with the police

- YP in S3 and S4 were asked about their views on the police. 6 out of 10 YP in Glasgow and 7 out of 10 YP in Edinburgh thought the police treated people equally when victims reported crimes, regardless of their race, ethnicity or birthplace.
- 27% of YP in Glasgow and 35% of YP in Edinburgh thought the police often or always treated YP with respect. Around 50% of YP in both cities thought the police sometimes treated YP with respect. 23% of YP in Glasgow and 16% of YP in Edinburgh thought the police never treated YP with respect.
- All YP surveyed were asked if they had ever been stopped and searched by the police.



Around 5 in 20 YP (26%) in Glasgow had been stopped and searched.



Around 4 in 20 (19%) in Edinburgh had been stopped and searched.

- Stop and search increased with age: 13% of YP in S2 had been stopped in comparison with 37% of YP in S4.

School life

Bond with school

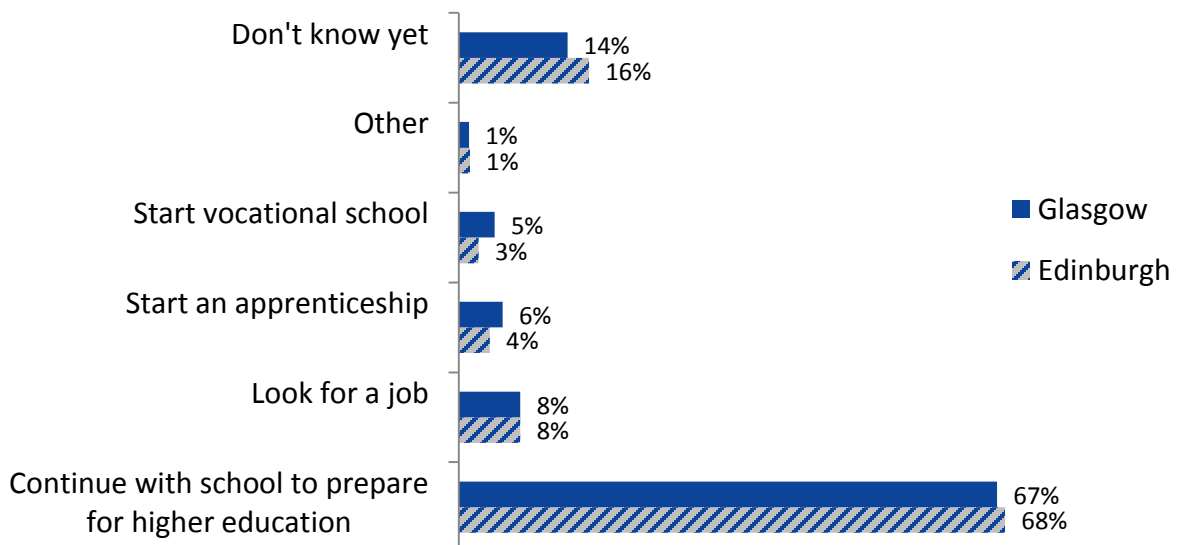
- Most YP said that they liked their school (71% in Glasgow and 77% in Edinburgh) and found their classes interesting (67% in Glasgow and 71% in Edinburgh).
- Boys were slightly more likely to say they liked their school than girls (76% of boys versus 70% of girls).
- Younger pupils were more likely to say they liked their school: 82% of YP in S2 responded positively compared to 69% of YP in S3 and S4.



Intentions on leaving school

- Figure 4 shows that over two thirds of YP surveyed said they intended to stay on at school after the age of compulsory education.
- Boys were more likely to consider starting an apprenticeship in comparison to girls (7% of boys versus 3% of girls).

Figure 4: Intentions after leaving compulsory schooling







Truancy

- YP were asked if they had ever stayed away from school for at least a whole day without a proper reason. Around two thirds of YP (68%) said they had never been truant from school in the last year.
- Truancy rates were similar for boys and girls. Pupils in S3 and S4 were more likely to be truant than those in S2.

Truancy per 100 students in the last year across all age groups and both cities



Never  Two or three times 
Once  Four or more times 

More about the study



An electronic version of this booklet, and a similar one for England, can be found at www.icpr.org.uk. The final report comparing results for Scotland, England, France, Germany, the Netherlands and the US will be published on the ICPR website in February 2017.

UPYC is funded by the Economic and Social Research Council.

UPYC is part of a much larger international study – the International Self-Report Delinquency (ISRD) survey – in which 35 countries are taking part. You can find further details about the ISRD at www.northeastern.edu/isrd/isrd3/.

More information on the survey's method can be found in the ISRD3 technical report for England and Scotland on the ICPR website.



This booklet was produced by L. Herlitz, S. McVie, M. Hough, and K. Murray, 18.7.16.
Icons used made by [Freepik](http://www.freepik.com) from www.flaticon.com